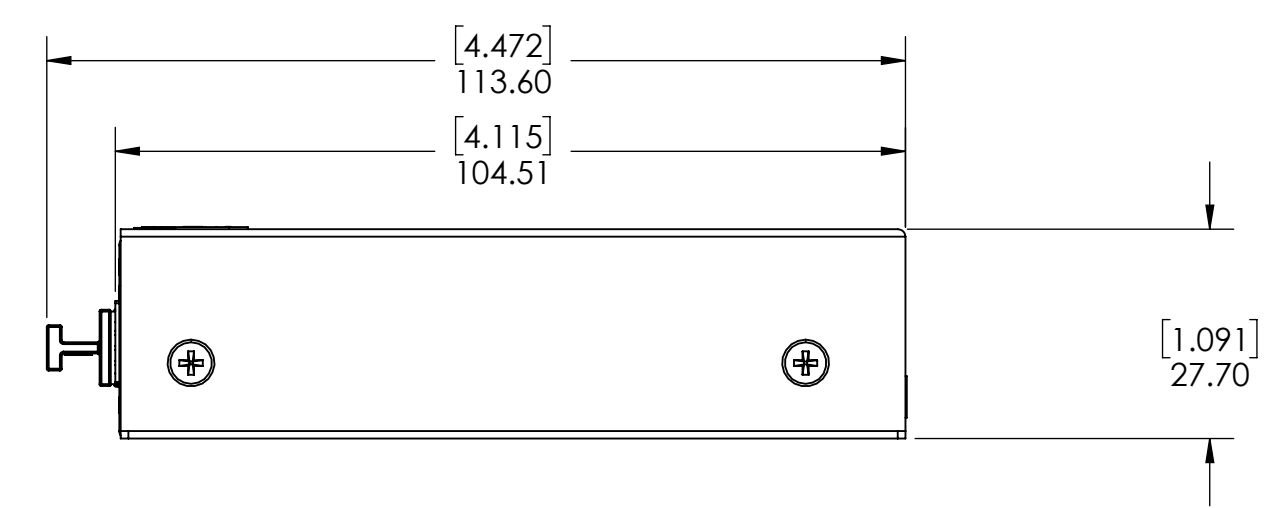
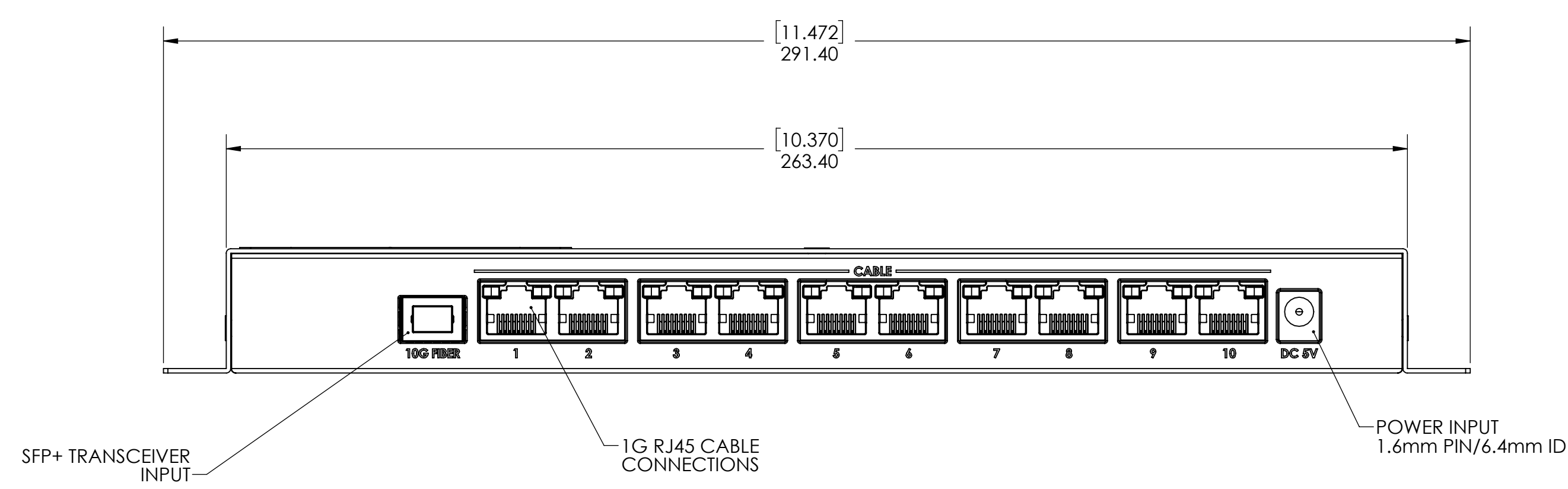
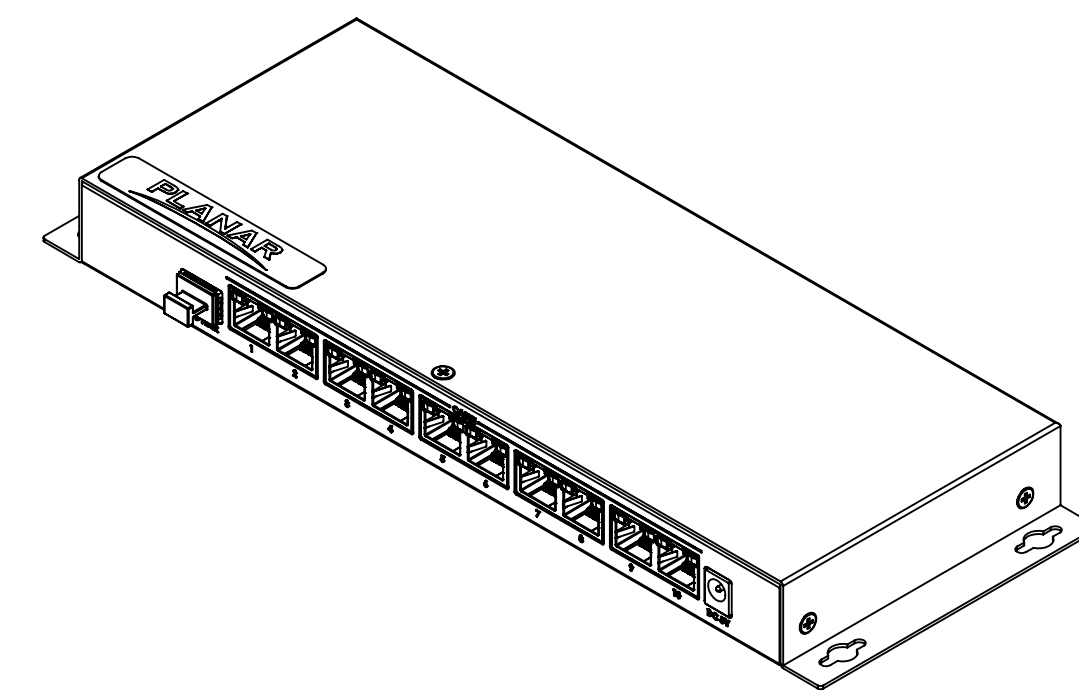
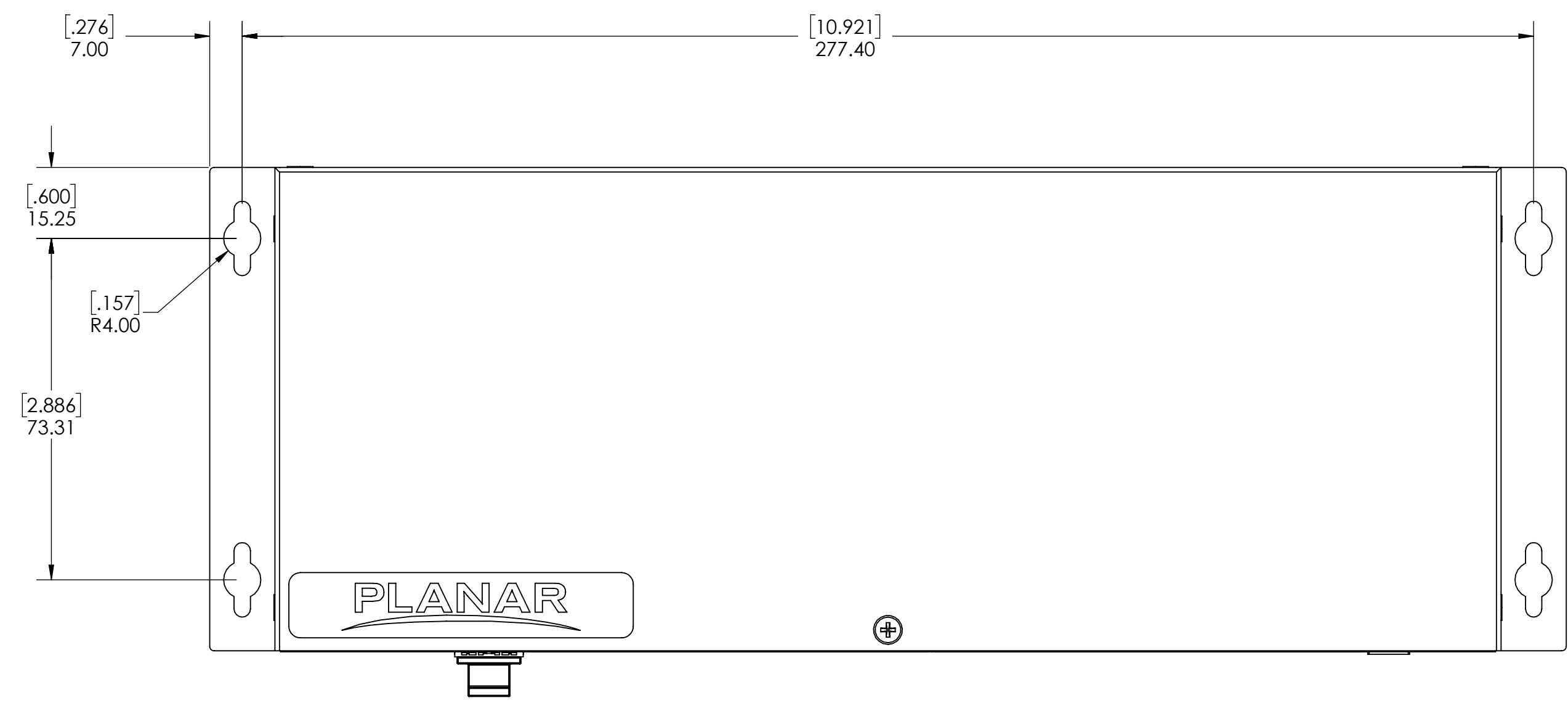


REVISION HISTORY					
ECO	ZONE	REV.	DESCRIPTION	DATE	APPR'D



1. SPECIFICATIONS SUBJECT TO CHANGE WITHOUT NOTICE.
 NOTES: UNLESS OTHERWISE SPECIFIED.

<small>UNLESS OTHERWISE SPECIFIED: DIMENSIONS ARE IN MILLIMETERS (INCHES)</small>	ENGR BY			<small>PLANAR SYSTEMS, INC. 1195 NE COMPTON DRIVE HILLSBORO, OR 97006 USA</small>		
	DRAWN BY	EJS			18 Feb 21	
	TOLERANCES:			TITLE 10G FIBER TO 1G CAT WALL MOUNT CONVERTER		
	X= ±1 XX= ±.25					
	CHECKED BY		SIZE D	PART NO T10-SL-C1G-US	DRAWING NO T10 SL OUTLINE-US	REV A
.X= ±.5 ∠= ±1°	USED ON					
<small>DIMENSIONING AND TOLERANCING PER ASME Y14.5M-1994</small>	MATERIAL		SCALE 1:1	DO NOT SCALE	SHEET 1 OF 1	
<small>THIRD ANGLE PROJECTION</small>	FINISH					

THIS DRAWING CONTAINS INFORMATION PROPRIETARY TO PLANAR SYSTEMS, INC. ANY REPRODUCTION IN PART OR WHOLE WITHOUT THE WRITTEN PERMISSION OF PLANAR SYSTEMS IS PROHIBITED. THIS DRAWING IS SUPPLIED FOR INFORMATION, IDENTIFICATION, ENGINEERING, EVALUATION, AND/OR INSPECTION PURPOSES ONLY AND MAY NOT BE USED AS BASIS FOR THE MANUFACTURING OF PRODUCTS OR THE FURNISHING OF SERVICES TO PLANAR SYSTEMS OR TO ANY THIRD PARTY UNLESS AUTHORIZED IN WRITING BY PLANAR SYSTEMS.