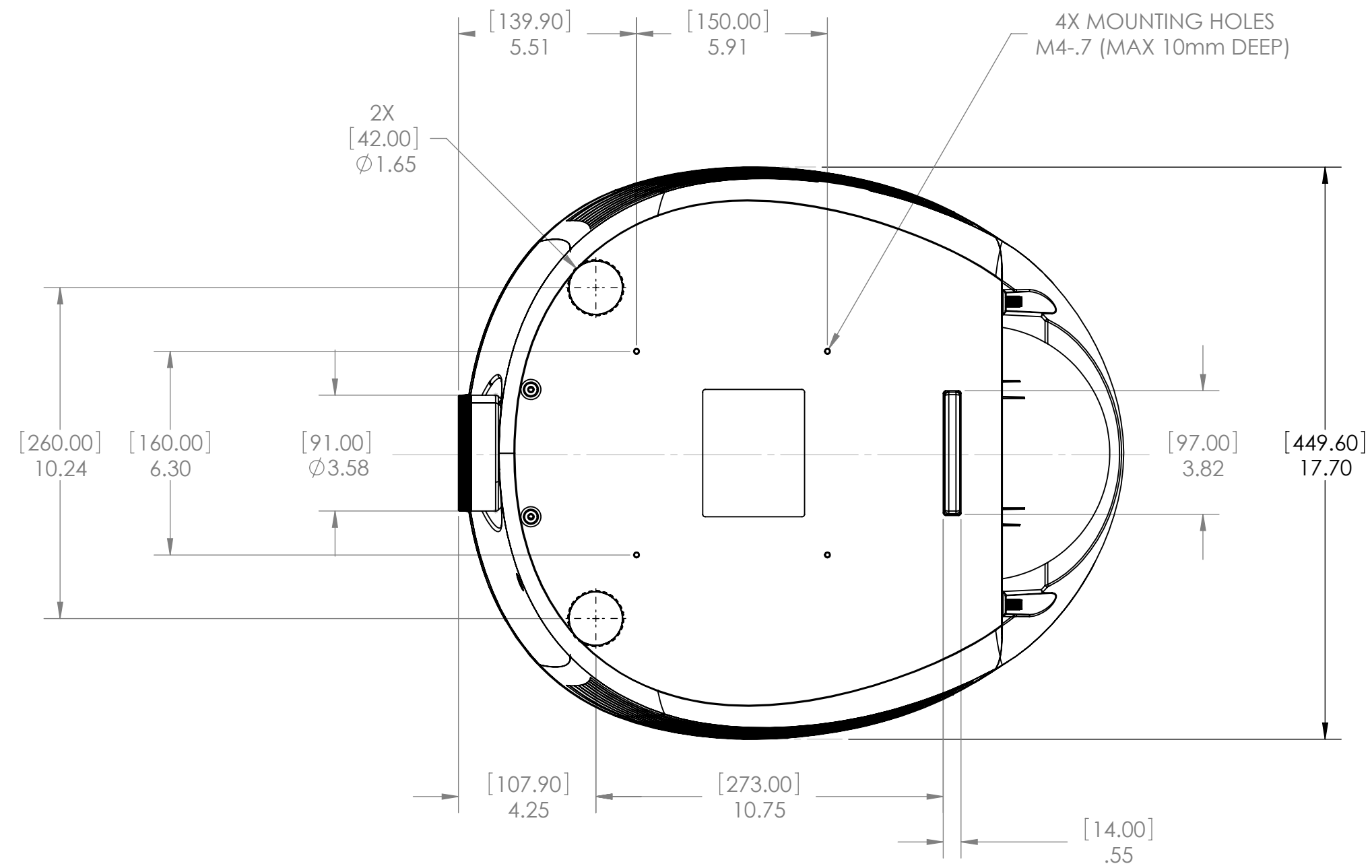
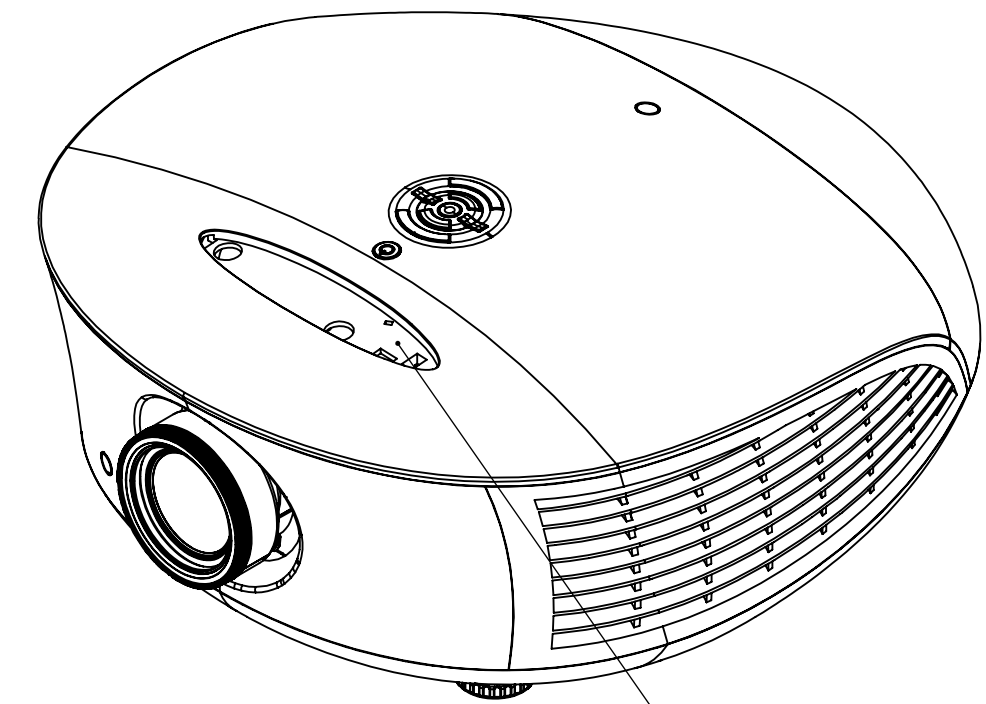
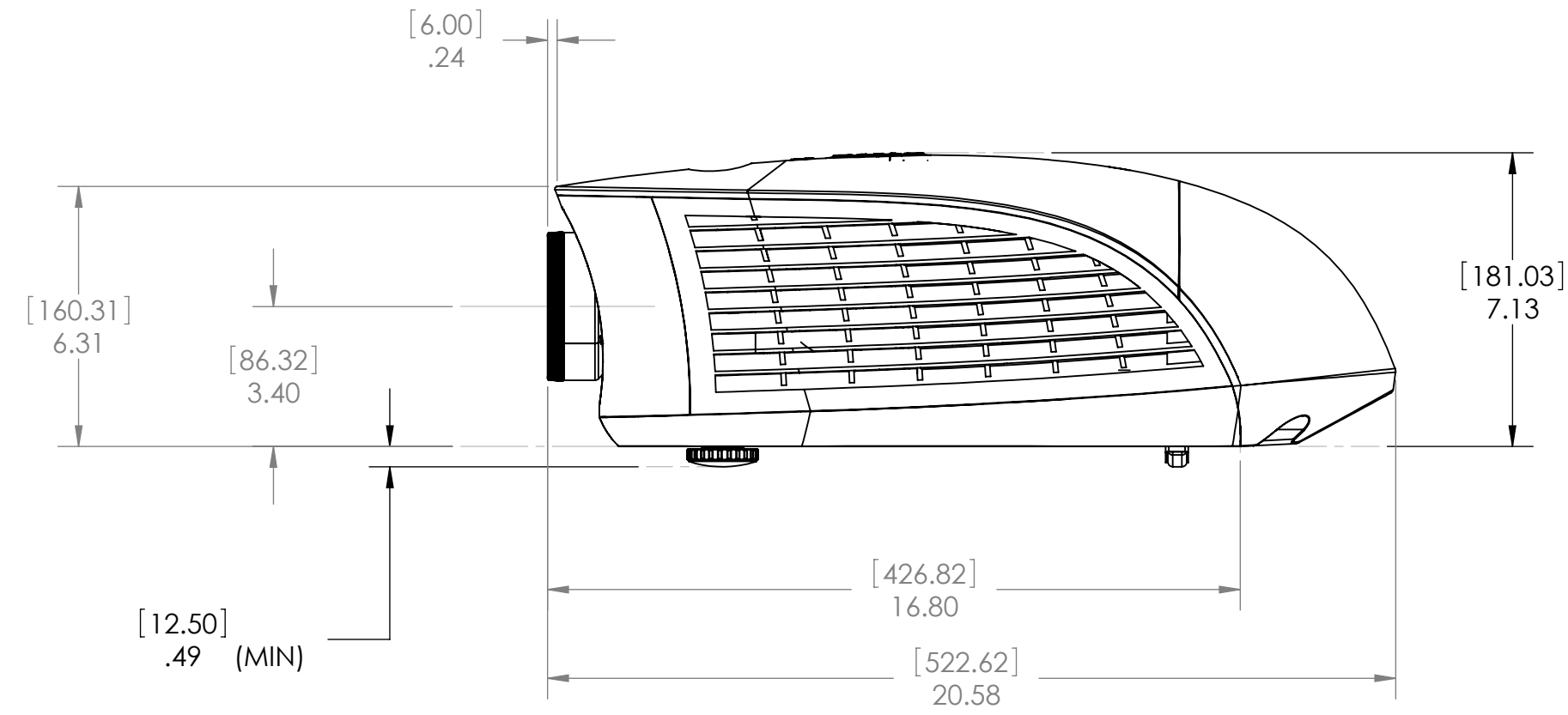


NOTES:  
1. ALL DIMENSIONS IN INCHES [MILLIMETERS].

REVISIONS					
ECO	ZONE	REV.	DESCRIPTION	DATE	APPROVED
		A	INITIAL RELEASE	01/17/2011	PW



UNLESS OTHERWISE SPECIFIED DIMENSIONS ARE IN INCHES.		ENGR BY	P. WILLIAMS	01/17/2011	RUNCO INTERNATIONAL 1195 NW COMPTON DRIVE BEAVERTON, OR 97006 USA
TOLERANCES - UNLESS OTHERWISE SPECIFIED		DRAWN BY	P. WILLIAMS	01-17-2011	
.X= ±.1	.XXX= ±.005	CHECKED BY			
.XX= ±.01	ANGLES= ±1°	USED ON	LS-HB		TITLE
DIMENSIONING AND TOLERANCING PER ASME Y14.5M-1994		MATERIAL			OVERALL DIMENSIONS LS-HB
THIRD ANGLE PROJECTION		FINISH			SIZE
					C
SCALE	1:4	DO NOT SCALE	SHEET	1 OF 1	REV
					A

THIS DRAWING CONTAINS INFORMATION PROPRIETARY TO PLANAR SYSTEMS, INC. ANY REPRODUCTION IN PART OR WHOLE WITHOUT THE WRITTEN PERMISSION OF PLANAR SYSTEMS IS PROHIBITED. THIS DRAWING IS SUPPLIED FOR INFORMATION, IDENTIFICATION, ENGINEERING EVALUATION, AND/OR INSPECTION PURPOSES ONLY AND MAY NOT BE USED AS BASIS FOR THE MANUFACTURING OF PRODUCTS OR THE FURNISHING OF SERVICES TO PLANAR SYSTEMS OR TO ANY THIRD PARTY UNLESS AUTHORIZED IN WRITING BY PLANAR SYSTEMS.